

WAVE RPD SLIDE RACK

REF 014-2606

INSTRUCTIONS FOR USE

PAGE 1 of 1

INTENDED USE

For in vitro diagnostic use.

The Wave RPD Slide Rack is intended for laboratory use to hold up to 16 microscope slides during immunohistochemical processing. The Wave RPD Slide Rack is intended for use exclusively with the Celerus Wave® and Celerus Wave® RPD Systems.

INSTRUCTIONS FOR USE

Refer to the Celerus Wave® or Celerus Wave® RPD Operator's Manual.

MATERIALS REQUIRED BUT NOT PROVIDED

Refer to the Celerus Wave® or Celerus Wave® RPD Operator's Manual.

STORAGE AND HANDLING

Refer to the Celerus Wave® or Celerus Wave® RPD Operator's Manual.













PACKAGING DAMAGE

DO NOT USE a Wave RPD Slide Rack if parts of the rack are broken or bent, or has other visually apparent physical damage.

PRECAUTIONS

1. For professional users.
2. If the Wave RPD Slide Rack is used with frozen human tissue, it should be considered a biohazard until it is decontaminated. See the Celerus Wave® or Celerus Wave® RPD Operator's Manual for decontamination instructions.
3. Users should wear gloves when handling the Wave RPD Slide Rack.
4. During a run, the Wave RPD Slide Rack is exposed to hazardous chemicals contained within the PACs and LRMs. These chemicals may remain on the Wave RPD Slide Rack after a run is completed. See INSTRUCTIONS FOR USE for the PACs and/or LRMs for details on the hazards posed by the chemicals.
5. Use caution when handling a Wave RPD Slide Rack as the thin tabs that hold the slides may be sharp.
6. Refer to the Celerus Wave® or Celerus Wave® RPD Operator's Manual for additional precautions.

EXPLANATION OF SYMBOLS

 <i>Catalog Number</i>	 <i>Temperature Limitations</i>	 <i>Batch Code</i>	 <i>Sufficient for <n> Tests</i>	 <i>Harmful, Irritant</i>	 <i>Warning</i>
 <i>In Vitro Diagnostic Medical Device</i>	 <i>Use By</i>	 <i>European Conformity</i>	 <i>EC Representative</i>	 <i>Manufacturer</i>	 <i>Refer to Instructions for Use</i>

